



Creativity Camps

Paint your room like Van Gogh




ALEXANDRA
PALACE

Haringey
LONDON

HERITAGE
FUND


matchroom.
Charitable Foundation



Introduction

Welcome to Creativity Camps ONLINE!


There's plenty to keep young people busy this half term, even in lockdown. Learn new skills from our inspiring roster of artists from the fields of experimental music, set design and fine art.



Alice is a painter and illustrator based in South London. Alice teaches drawing skills and leads mindfulness workshops for all ages. She believes that everyone should be drawing, every day. Alice works digitally, in acrylic paint, watercolour, gouache, pen and ink.


*this is your chance
to get involved!*

Have fun!



Paint your room like Van Gogh

Let's Van Go!



YOU WILL NEED
Coloured pencils,
paper, paints, oil pastels
or even crayons if you
have them!



Vincent




thanks Alice.

ASK ALICE
She's here to help

My 'Bedroom in Arles'
- 1888


Let's get started



*Now, grab a piece of paper.
Map out your room using a light coloured pencil.
Try to fill up your whole page with your drawing!
Vincent went right to the edges of his canvas.*

*First, find a place to sit. Get comfy!
Have a look around - what can you see?
What objects interest you?*


*Are you sitting
comfortably?*



*You can choose to paint
your living room,
kitchen or bedroom
for this activity!*



*Great
start!*

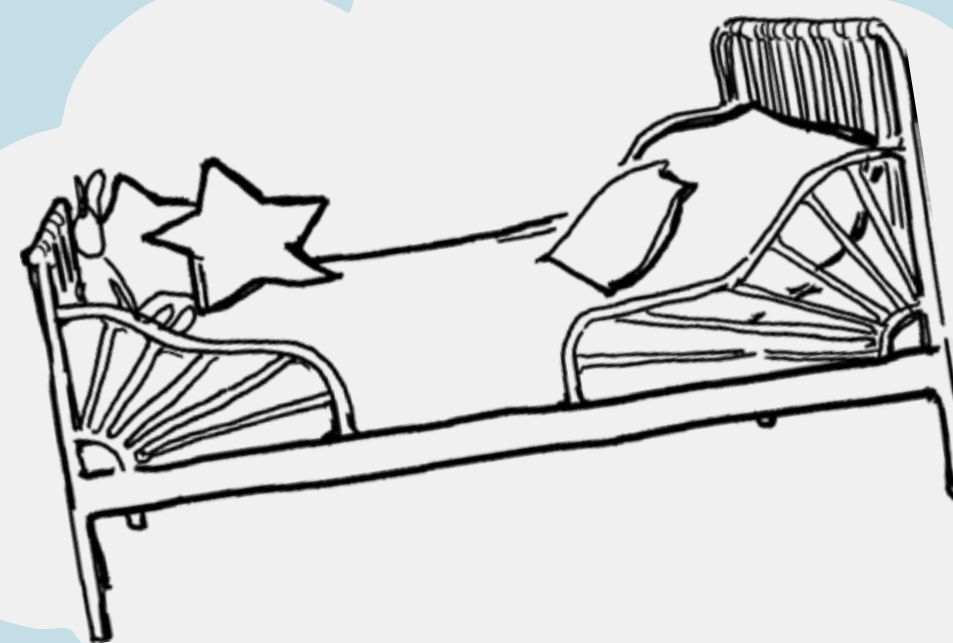


*Use your pencil very softly.
That way, if you make a mistake,
you can correct it easily!*



Now use a bolder, heavier line to outline your furniture. Outline your biggest piece of furniture first.

Do you want to use black, like Vincent used on his bedside table?



What colour outline will you choose?



Or do you choose a different colour to outline a piece of furniture? Vincent used a blue to outline his chair!



Cool crib!



Here is one of my sketches from a letter to my brother, Theo.

Outline any of your favourite details in your room. Can you see any clothes? Any cups or plates? Anything hung up on the walls?

Vincent's Drawings

Vincent

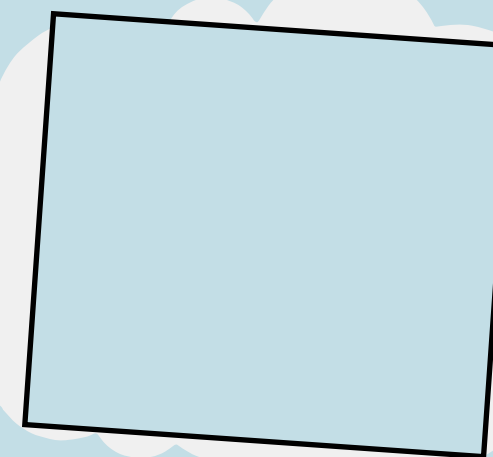
Draw your objects with a black outline or a different funky colour, like green or dark pink.

What colour outline will you choose?



I liked to display my artwork on the walls of my bedroom. It made me happy!

Van Gogh was inspired by the work famous Japanese artists, like Hokusai, in their printmaking who often didn't use shadows.



Do you put your artwork up on the wall? Maybe you should!



Now you are ready to colour it in. Look at how Vincent uses his brush strokes. They are short strokes, all lined up next to each other and often going in the same direction. Vincent liked to use directional brush strokes, to create a sense of movement.

Take some time to practice these 'dash' style brush strokes. When you're ready, colour in!

Practice your brush 'strokes' first.

Practice makes perfect!

Yep!

Paint


I love mustard yellow, ultramarine and sap green.

Felt Tip Pen

Coloured Pencil

Oil Pastel

Choose your most vibrant shades to colour in your room





Keep drawing



Stunning
line work!



Figurative yet
expressionistic!



Now you have learnt how to draw and paint in the style of Van Gogh, you can amaze your freinds and family by applying these techniques to any drawing. For example, a self portrait like this picture of me. Off you Van Gogh and GET DRAWING!

Creativity Camps

Check out our
website for more

Thank you for taking part.

*We always love to see your work, please send pictures to
learning@alexandrapalace.com*

See you
next time



Record Player

Shadow Puppets

Drawing like Van Gogh